

# THERMO SOLUTIONS

CMPC Radiata Pine wood offers a highly versatile solution, key to developments in the industrial, construction, and distribution sectors.

**milex**<sup>®</sup>  
by cmpc

# INTRODUCTION

Thermo Solutions is thermally modified timber that has been treated at temperatures between 180° and 230° celsius, resulting in a product resistant to fungus and free of resin without applying chemicals, making it a more environmentally responsible alternative.

CMPC Thermo Solutions timber and plywood offer improved dimensional stability compared to traditional Radiata Pine, allowing it to be used in humid environments and making it effectively resistant to fungi.

## PRODUCT BENEFITS



Improved dimensional stability



Decreases water absorption



Uniform rich color throughout the piece



Improved durability against decay



Resin free, resulting in smooth Paint finishes



Reduced thermal conductivity



Environmentally friendly process

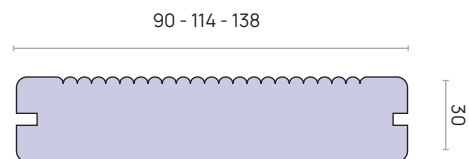


# PRODUCTS



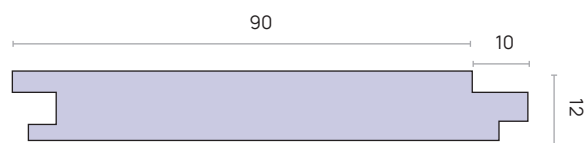
## POWERDECK

- 30 x 90 - 114 - 138 mm
- Length: 2.4 m



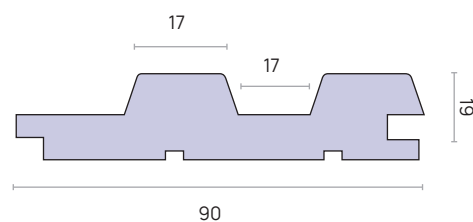
## LAYERWALL

- 12 x 90 mm
- Length: 2.4 m



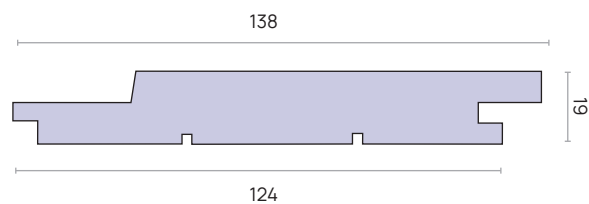
## SLATWALL

- 19 x 90 mm
- Length: 3.2 m



## EVERWALL

- 19 x 138 mm
- Length: 3.2 m



# CONSIDERATIONS

## STORAGE BEFORE INSTALLATION

**Recommendation:**

- Store boards under cover, away from moisture, rain, and direct sunlight. If storage is outdoors, cover them with a waterproof plastic sheet to prevent warping and ensure optimal conditions for installation.

## SURFACE PREPARATION

**Recommendation:**

- Ensure the installation surface is level, clean, and dry. Proper surface preparation guarantees a longer-lasting installation and a uniform finish.
- For deck, ensure the ground is level and has proper drainage to prevent water accumulation. A minimum slope of 2-4% is recommended for the supporting structure to facilitate water runoff.

## SUBSTRUCTURE

**Recommendation:**

- For wall paneling : Install a substructure made of treated wooden battens or durable metal profiles, with a maximum spacing of 40 cm. This ensures stability and adequate ventilation.
- For deck: Use a substructure made of treated wood, preferably thermally modified radiata pine, with suitable dimensions, such as battens measuring 38 x 38 mm. Maximum spacing should not exceed 60 cm for low-traffic projects and 45 cm for high-traffic projects.

## WOOD EXPANSION SPACING

- Leave a 3-5 mm gap between wall paneling boards to allow for natural wood expansion due to humidity and temperature changes. This prevents warping and extends the lifespan of the wall paneling.
- For deck, leave a 5 mm gap between boards to accommodate natural expansion and contraction caused by environmental changes. This prevents deformation and extends the lifespan of the deck.

## INITIAL BOARD PROTECTION

- Before installation, apply a layer of wood protector to the exposed surface. Add additional protective layers, especially for outdoor installations.
- If a piece needs to be cut, seal the ends with a wood sealer before installation. This prevents moisture absorption in cut areas and protects the boards under varying climatic conditions.

## INSTALLATION

- Use stainless steel or galvanized screws with hidden heads for discreet and durable fastening. Pre-drill each board and countersink screws approximately 20 mm from the edge to avoid splitting. The screw length should be at least 1.5 times the board's thickness for secure fastening.

## MAINTENANCE

- In coastal environments, where salinity and humidity are factors, apply additional or higher-pigment protectors to the boards. Avoid natural or clear finishes in these areas to achieve better protection and maintain the wood's aesthetics.
- To preserve the color and integrity of the wood, apply a wood protector annually. This reduces micro-cracks and wear caused by sun and rain exposure, keeping the wall paneling in optimal condition.

# SUSTAINABILITY


At CMPC, we believe in the real application of the principle of Sustainable Development. We try to harmonize the development of our productive activities with the legitimate right of future generations to live in an environment that is suitable for their health and well-being.



In order to achieve this goal, it's essential to harmonize three central elements; economic growth, social inclusion and environmental protection. These elements are interconnected and all fundamental to the well-being of individuals and society.

All of CMPC operations respond to the highest standards of forest management, which are certified by FSC® and CERTFOR-PEFC™ to guarantee the protection of the native forest and biodiversity, thus ensuring harmonious operations in the economic, social, and environmental sectors.

[www.cmpcmaderas.com](http://www.cmpcmaderas.com)





**milex**<sup>®</sup>  
by cmpc

CONTACT US

CMPC SPA  
Agustinas 1343, P.3,  
Santiago, Chile

[www.cmpcmaderas.com](http://www.cmpcmaderas.com)